

PROGRAM OF EXCELLENCE – How to Submit Your Media Arts Application Years 7 and 8 2026

ALBANY
CREEK
STATE
HIGH
SCHOOL



Please submit your **Program of Excellence Application Form**, in person or email to enrolments@albanycreekshs.eq.edu.au

Submit your **creative video** on USB to the ACSHS office in an **ENVELOPE** with the following clearly written on the front:

Enrolments/Program of Excellence – Media Arts Coordinator

Name of Student

Video File: Make use of the naming Convention:

LASTNAME_FIRSTNAME-EXCELLENCE PROGRAM MEDIA_2026.mp4

(note: you may also save this as a .mov file)

(Please note the USB will not be returned)

If you cannot submit the video on USB, follow the online option below.

HOW TO SUBMIT YOUR APPLICATION

Program of Excellence Application Form

The application form must be received by 5pm Friday 13 June 2025 either in person at the School Administration Office, e-mail to enrolments@albanycreekshs.eq.edu.au or post to PO Box 40, Albany Creek 4035.

Please register your child's application through trybooking at:

<https://albanycreekshs.eq.edu.au/enrolments/enrolling-at-our-school>



Please note an Expression of Interest (EOI) to Enrol to Albany Creek State High School must also be submitted in addition to the Program of Excellence application. The EOI for 2026 is available on the Albany Creek State High School website, <https://albanycreekshs.eq.edu.au/enrolments/enrolling-at-our-school>

Video Application

In addition to the application form, acceptance to the program is based on each student's creative video entitled "How I See the World". The video is a minimum of 1 minute and is saved as an .mp4 file OR .mov

Creative Videos will be accepted through the following platforms:

1. A **USB** submitted to the office, in an envelope clearly labelled with the student's name and Enrolments/Program of Excellence – Media Arts Coordinator. You must follow the naming convention above for the video file.
or
2. **OneDrive** sent to erigb7@eq.edu.au – a Queensland Government MIS login is required.

PROGRAM OF EXCELLENCE – How to Submit Your Media Arts Application Years 7 and 8 2026

ALBANY
CREEK
STATE
HIGH
SCHOOL



How to Submit on USB:

You are submitting a creative video entitled “How I See the World”.

The video is a minimum of 1 minute.

The video is saved as an .mp4 OR .mov file.

Please save using the naming convention:

LASTNAME_FIRSTNAME-EXCELLENCE PROGRAM MEDIA_2026.mp4

Or

LASTNAME_FIRSTNAME-EXCELLENCE PROGRAM MEDIA_2026.mov

How to submit on OneDrive:

(Note: If you do not have a Queensland Government MIS login you are to submit your video to the office on a USB.)

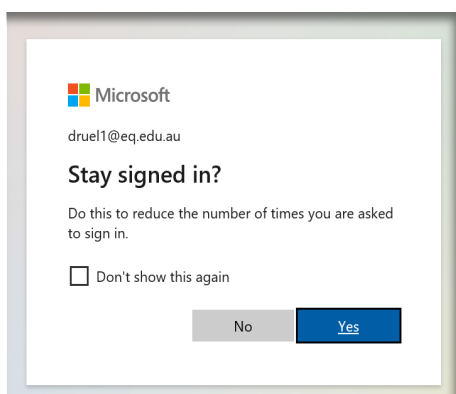
Please ensure you save your video file using the following naming convention.

LASTNAME_FIRSTNAME-EXCELLENCE PROGRAM MEDIA_2026.mp4

Or

LASTNAME_FIRSTNAME-EXCELLENCE PROGRAM MEDIA_2026.mov

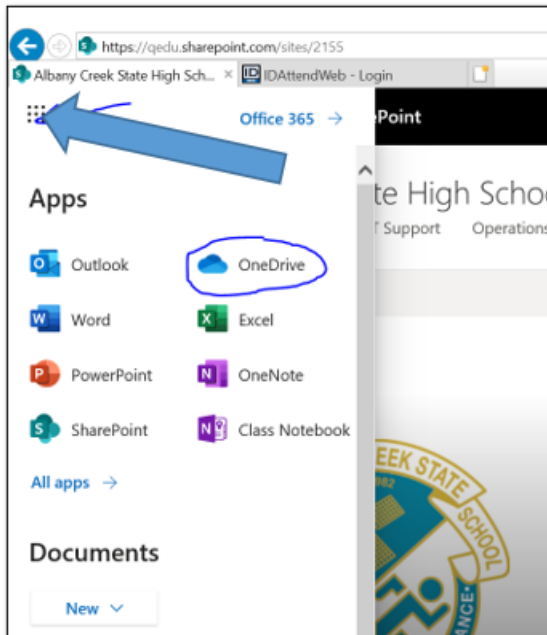
Submitting through OneDrive requires a **DOE MIS login**, please sign into your account.



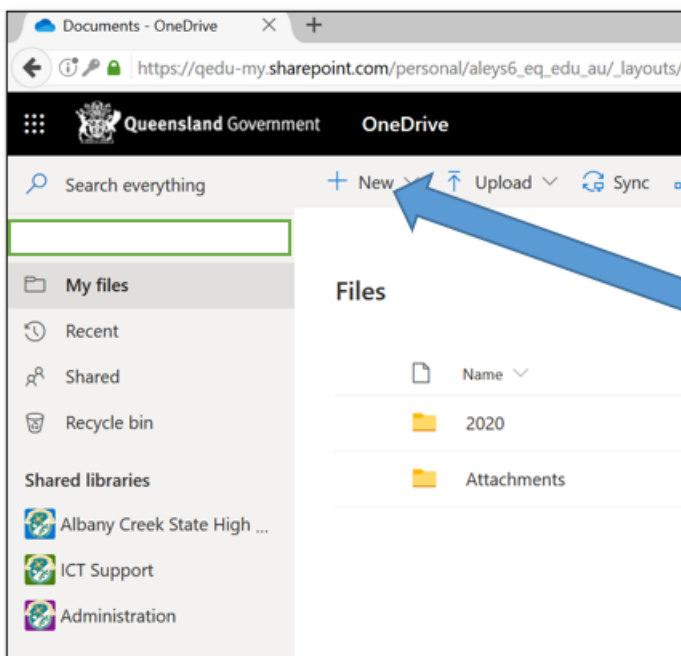
Click on the 9 dots in the top left-hand corner and select **OneDrive**.

PROGRAM OF EXCELLENCE – How to Submit Your Media Arts Application Years 7 and 8 2026

ALBANY
CREEK
STATE
HIGH
SCHOOL



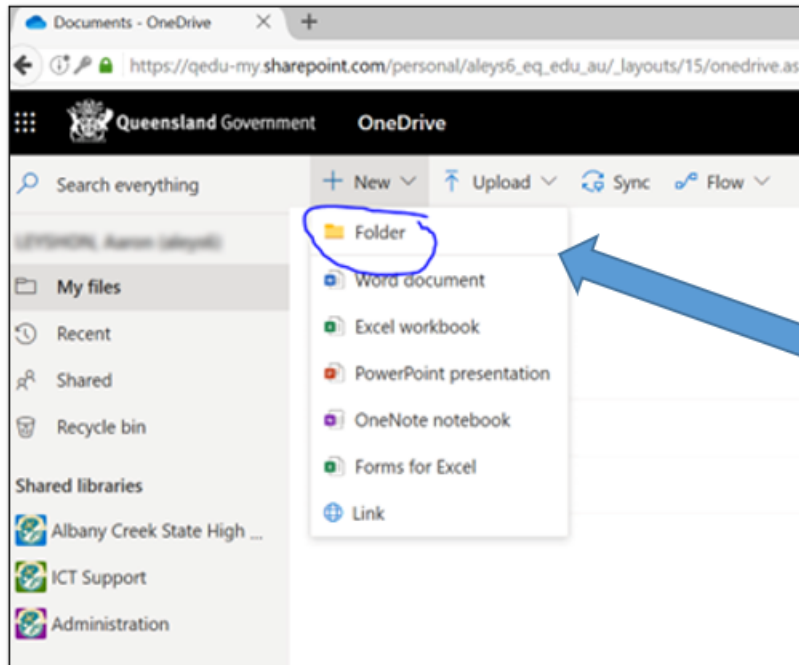
Click on the 9 dots in the top left-hand corner and select OneDrive.



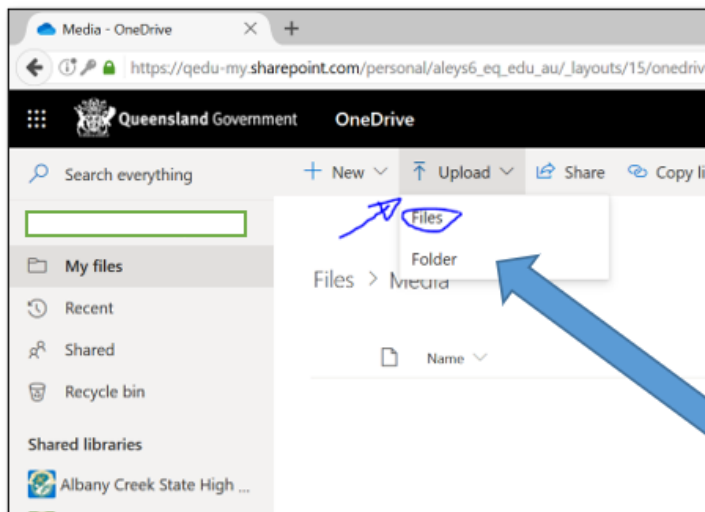
Select
+ New

PROGRAM OF EXCELLENCE – How to Submit Your Media Arts Application Years 7 and 8 2026

ALBANY
CREEK
STATE
HIGH
SCHOOL



Create a folder and name it
**LastName_FirstName_POE.
Media2024**



Open your child's folder

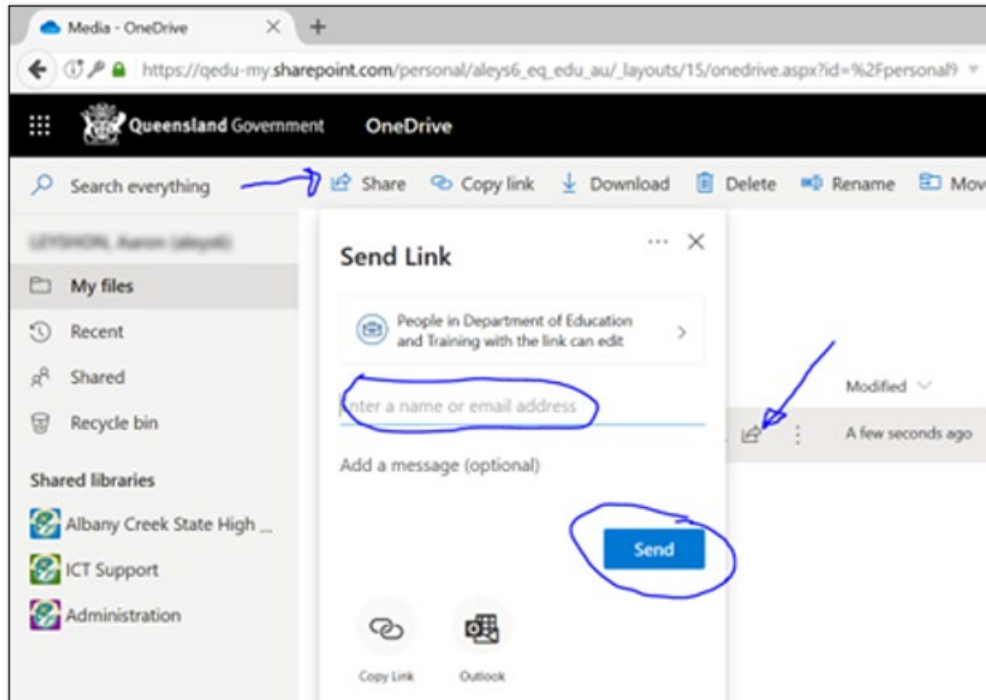
Ensure the file has been named following the naming convention above.

Click "upload" and select the file to upload.

Wait for the file to upload and then select the greyed-out circle

PROGRAM OF EXCELLENCE – How to Submit Your Media Arts Application Years 7 and 8 2026

ALBANY
CREEK
STATE
HIGH
SCHOOL



Open Your student's folder and click on share and send the link to druel1@eq.edu.au

Your video will upload to Deb Ruellan, Head of Department – The Arts at Albany Creek State High School.