

Why BYOx?

The purpose of schools has always been to prepare students for life in a rapidly evolving world. The swift development of information technology has opened up new opportunities for students and schools. Technology is transforming the ways in which our students and teachers interact with learning and knowledge. The BYOx (bring your own device) program provides the benefits of recent technological advances to classroom learning.

Our Program

In 2025, students in Year 9 will continue to use an iPad for their day to day learning requirements while students in Year 7, 8, 10 – 12 require a laptop.

After consultation with the Albany Creek State High School community the BYOD program will change to reflect the current recommendations from staff, students and parents.

2025	2026 and beyond
Laptops – Year 7, 8, 10, 11, 12 New Students in any Year Level	Laptops – Year 7 - 12
iPads – Year 9	

- ❖ *Individual circumstances will be taken into consideration as we transition to the whole school using laptops*
- ❖ *If your child is entering Year 9 during this transition period you can purchase a laptop that meet the specifications outlined in this document.*

Why laptops?



- Standardised teaching and learning environment for staff and students
- Students can create and use a wide range of digital content across all curriculum areas
- Most suitable and cost-effective device to meet all curriculum requirements at this point in time
- Compatibility with school owned computers to minimise connectivity issues
- Removes the requirement to purchase two different devices while studying at Albany Creek State High School

Device Specification

The table below contains detailed information on hardware and software specification to assist in selecting a suitable device for your student to bring to school or if you are going to purchase a new device.

Some subjects (Digital Technologies, Design Technology, Film and Television, Visual Art and Music) use specialised software which requires advanced hardware to run efficiently on a laptop, for example, Adobe Creative Cloud. More information about specific software used in subjects can be obtained through each subject Head of Department of by emailing technicians@albanycreekshs.eq.edu.au.

If your student is required to install and use higher end software programs on their BYOx laptop, it is recommended that the **'Higher Specifications'** devices are purchased.

Device Type	Device Minimum Specification	Recommendation	Accessories
Windows 11 	8GB RAM 256GB SSD Storage 13" Screen CPU i5 Gen 13 or AMD Ryzen 5	Acceptable Device for general school use	A suitable adaptor may need to be purchased to enable a USB 2.0/3.0 device to be plugged in if your device only has USB-C Ports
	8GB RAM 512GB SSD Storage 13" Screen CPU i7 Gen 13 or AMD Ryzen 7	Preferred Device for Art, Digital Technologies and Film and New Media Students	
Apple MacBook Air or MacBook Pro 	8GB RAM 256GB SSD Storage 13" Screen M1, M2, M3 Chip	Acceptable Device for general school use	Case (preferably a hard-protective case)
	8GB RAM 512GB SSD Storage 13" Screen M1, M2, M3 Chip	Preferred Device for Art, Digital Technologies and Film and New Media Students	Wired Headphones

Unsupported Device Specifications

- Any Chromebook Devices
- Any Android Tablet
- Windows 10
- MacOS Versions Older than Ventura (MacOS 13)
- Any operating system that is not mentioned above.
- CoPilot+ PC (Snapdragon)
- Any Device running an **Intel i3** or **Celeron** Processor or a **Ryzen 3** Processor

Important Notes










If your device does not meet the minimum specification requirements the technicians may not be able to support your device. The connectivity and learning materials for your child may be limited in the school environment.

All laptops **must** be a minimum of 256GB storage capacity
 All laptops **must** support 5GHz Wi-Fi (802.11ac/ax Wi-Fi)
Laptops which only have 2.4 Ghz wireless connectivity will not connect to the Department of Education wireless network.

All laptops **must** have Windows 11 or MacOS.
 Chromebook operating systems are not supported.
 VPNs are unsupported on our school network and should not be installed.



Required Software

Mandatory Laptop Software		
Intune Company Portal		Intune Company Portal is a mandatory application that is required to be downloaded onto the laptop and setup prior to starting. This application is used for connecting the device onto our network. It assists in automatically connecting profiles required for school internet and emails.
BYOx Mapper		This application must be installed on your device after you have setup the Intune Company Portal Application. This application adds the connection to the school G Drive and other network drives to access learning materials. The BYOx Mapper also adds the school printer to Windows devices. The Mapper must be signed into each day to gain access to the network drives
QLearn		This application must be installed on your device after you have setup the Intune Company Portal Application. This application is the departments new digital learning management system for student learning. This application has replaced The Learning Place. QLearn provides a modern and intuitive interface for students to work in.
AC Student Intranet		This application must be installed on your device after you have setup the Intune Company Portal Application. This application is the provides a shortcut to the student intranet where they have access to all learning tools and platforms such as Daymap and Curriculum Files.
Microsoft Word		The trusted Word app lets you create, edit, view and share your files with others quickly and easily. Send, view and edit Office docs attached to emails from your phone with this powerful word processing app from Microsoft.
Microsoft Excel		Microsoft Excel, the spreadsheet app, lets you create, view, edit and share your files quickly and easily. Manage spreadsheets, tables and workbooks attached to email messages from your phone with this powerful productivity app from Microsoft.
Microsoft PowerPoint		The PowerPoint app gives you access to the familiar slideshow maker tool you already know. Create, edit, view, present or share presentations quickly and easily from anywhere.
Microsoft OneNote		Capture your thoughts, discoveries, and ideas and simplify overwhelming planning moments in your life with your very own digital notepad.
Microsoft OneDrive		Do more wherever you go with Microsoft OneDrive. Get to and share your documents, photos, and other files from your iOS device, computer, and any other devices you use. Use the Office mobile apps to stay productive and work together, no matter where you are.
Microsoft Office (Office 365) is free to students with their EQ Account. Office will become activated for free when they sign in to Company Portal or sign in to the application with their EQ email and password.		


Care of the Device

Outlined below are the expectations regarding student responsibility for caring for their devices and ensuring they are ready for school:

- It is the responsibility of the student to keep their chosen devices for school in working order to minimise the disruption to learning.
- It is expected that students bring their devices to school each day fully charged.
- Students should take care when moving around school to ensure their device is not damaged.

Device Security

To ensure the integrity of our network and safety of student devices, we supply filtered and monitored internet connection to all staff and students. Please note that third party 'Virtual Private Networks' (VPN's) are not supported at school and the use of personal mobile hotspots is not permitted.



Minimum Device Specification

Device Type	Laptop Computer – <i>Not supported</i> – Any Chromebook Devices or Android tablets	Laptop Computer – Higher Specifications <i>Not supported</i> – Any Chromebook Devices or Android tablets
Screen Size	13"	13"
RAM	8GB	16GB
Storage	256GB SSD	512GB SSD
Network	Dual band AC compatible Wireless – 5GHz. NOTE: <i>laptops which only have 2.4 Ghz wireless connectivity will not connect to the Department of Education wireless network.</i>	Dual band AC compatible Wireless – 5GHz. NOTE: <i>laptops which only have 2.4 Ghz wireless connectivity will not connect to the Department of Education wireless network.</i>
Operating System	Windows 11 OR MacOS 13 Ventura	Windows 11 bit OR MacOS 13 Ventura
Processor	Intel Core i5 13 th Generation or AMD Ryzen 5 or Apple M1 Chip	Intel Core i7 13th Generation or AMD Ryzen 7 or Apple M1 Chip
Ports	2 USB ports (additional or an external USB hub is recommended especially if a mouse is being used) NOTE: <i>Some new laptops come with only USB-C ports – a suitable adaptor will need to be purchased to enable a USB 2.0/3.0 device to be plugged in.</i>	2 USB ports (additional or an external USB hub is recommended especially if a mouse is being used) NOTE: <i>Some new laptops come with only USB-C ports – a suitable adaptor will need to be purchased to enable a USB 2.0/3.0 device to be plugged in.</i>
Accessories	Case (preferably a hard-protective case), wired headphones	Case (preferably a hard-protective case), wired headphones